

KEOWEE ANGLERS CLUB TOURNAMENTS & COMPETITIONS FOR 2026

For 2026 the Keowee Anglers Club (KA) will conduct the following tournaments and competitions for its members. Details and rules are described in this document.

✓ *Random-Match Tournament (Five) Tournament fishing days are Tuesday and Wednesday*

- March 3rd and 4th Luncheon March 5th
- April 7th and 8th Luncheon April 9th (No electronics except GPS)
- May 5th and 6th Luncheon May 7th
- October 6th and 7th Luncheon October 8th
- November 3rd and 4th Luncheon November 5th

✓ *Longest Fish Competition* Each year the Keowee Anglers Club runs a Longest Fish Competition for game fish species caught in Lake Keowee for its members.

2026 Random-Match Tournaments

1) Tournament Registration Dates (Registration for each tournament will be open one week):

- a) Registration will begin on Sunday, one month prior to tournament week.
- b) Registration deadline will be on Monday evening at 6:00 PM three weeks before the tournament week.

2) Team Assignment:

Each registered participant will be informed of their partner on the day following the registration deadline. Teams will be pairs of registered Keowee Anglers members who are randomly matched such that as much as possible:

- a) As KA is a teaching / learning club, where possible, members who have won little or no money in one of our previous tournaments are matched with members who have won the most.
- b) One member with a “fishing” boat (unless two members volunteer to fish from a dock). A “fishing” boat must have a trolling motor and working electronics.
- c) The team members have not been paired and fished in a club tournament in at least 2 years (where possible).
- d) Additional Constraints
 - Entrants with physical limitations are assigned to a team/boat that is more accommodating.
 - A participant who only trolls will not be paired with a participant who only casts.
 - At least one team member should be able to attend the award luncheon.
 - When possible, an attempt is made to match team members who are also compatible in terms of areas of the lake where they prefer to fish.

3) TOURNAMENT RULES

Please note that any rules violation automatically disqualifies the team.

- a) Tournament fishing days start on Tuesday at 12:01 AM, and end on Wednesday at 6:00 PM.
- b) Session Length: Each team sets up their own 4-hour tournament fishing session within the times listed in "a)" above. The 4 hours must be continuous (without interruption) and must occur during the two days of tournament fishing. [In the case of a weather caused change, the session may occur during the regular/expanded dates of the tournament.]
- c) There is no planned fishing on Thursdays since the luncheons will be held on Thursday.
- d) A team's 4-hour tournament session begins when either:

The first lure hits the water, or The team BEGINS using its electronics for scouting.

No pre-session fishing, practice or electronic scouting is allowed on the day of the team's 4-hour session. However, GPS may be used to navigate to a team's preselected starting point.

- e) A fish must be measured by rounding down to the nearest 1/4 inch using a ruler with a vertical stop and 1/4-inch graduations. The **mouth should be closed** with the nose against the vertical stop (additional information on pages 6-8 at the end of this document).
- f) Bass must have a minimum length of 12 inches to qualify. Please don't list shorts.
- g) Each team member is limited to using two rods (in the water) at a time.
- h) Any rod used for trolling needs to be designated as to which team member is using it to fish.
- i) If an Alabama or umbrella rig (or similar device) is used, it must comply with SCDNR regulations.
- j) If a team member hooks a fish and hands off the rod (for his partner to land), the catch cannot be counted as his partner's fish.
- k) Each team must record the length of every **legal** bass the team lands. Don't record shorts.
- l) On the form, each team must also clearly identify the top 3 legal bass landed by the first team member and the top 2 legal bass landed by the second for a team total 5-bass catch if 5 legal bass are caught this way. (Culling is allowed.)
- m) Each team can only win a prize in one category (Longest Fish or 3/2 rule). Highest prize awarded.
- n) Team results must be submitted online as soon as possible after fishing but not later than by 7:00 PM on Wednesday after all fishing concludes by 6:00 PM. Also, a copy of the teams "Tally Sheet" must also be sent (text or email) to the Tournament Director at the number or email address provided on the sheet.

KEOWEE ANGLERS CLUB TOURNAMENTS & COMPETITIONS FOR 2026

o) The Hot Hole (as defined in the picture below) is out-of-bounds for these club tournaments:



Prizes (Awarded to each team member)

LONGEST SINGLE BASS*		
1 st → \$45.00	2 nd → \$40.00	3 rd → \$35.00
4 th → \$30.00	5 th → \$25.00	6 th → \$20.00
LONGEST 5 Bass, according to the 3/2 rule Please note that, to be considered, the team must catch a full 5 fish, per the 3/2 rule. If there are not enough teams to take each “place”, the money for the vacant slots will not be awarded.		
1 st → \$50.00	2 nd → \$45.00	3 rd → \$40.00
4 th → \$35.00	5 th → \$30.00	6 th → \$25.00
<i>* In case of a tie, the prize money for each of the tied positions is pooled and shared. For these tournaments, there will be no tiebreaker. Teams tied for a particular prize in a tournament, will share money for that prize and the next lower prize(s).</i>		
To qualify for a tournament award, the team must share/explain at the tournament award luncheon how the team caught their bass if asked.		
If neither team member can attend the luncheon, the team may submit a detailed written description of where / when / how their fish were caught to the tournament director before the award luncheon to allow the tournament director to read the information at the meeting, if needed.		

4) Tournament Director's NOTES

- 1) There are two allowed exceptions to the team pairing rules (above). If a member brings a new member into the club, the existing member may REQUEST to partner with the new member in the *first* tournament they both participate in. The other exception is that any two registrants who request fishing from a dock together will be paired.
- 2) If an entrant must drop out of the tournament for any reason, the remaining team member cannot fish alone. The Tournament Director will attempt to find an alternate partner for the remaining team member.
- 3) Team members should make every attempt to match schedules and practice together as much as possible, to optimize teaching/learning opportunities.
- 4) The Awards Luncheon starts at 12 PM on Thursday, the day after fishing ends. Members who sign up for the luncheon and who don't cancel their reservation prior to the announced deadline are responsible for the cost of their food - even if they don't attend.
- 5) It is expected that, when one team member's boat is used exclusively during the practice sessions and tournament, as a minimum the other team member will pay for the boat owner's meal at the Awards Luncheon. The non-boater should also offer to help defer the boaters' boat expenses.
- 6) If there is a severe weather forecast for the regular tournament days, the Tournament Director will email each entrant and notify him/her of any changes to authorized fishing times as soon as possible.
- 7) All bass caught in a KA tournament can only be used to compete for prize awards in that tournament, both team and big bass. You cannot withhold entering your catch and enter it into the annual big bass contest. However, within the same team tournament, a long fish may be submitted both as the team's longest fish and as part of the team's best five by the 3/2 rule.
- 8) A team will only be awarded one prize for a tournament. For teams that qualify for an award in both categories, the prize awarded will be the one giving the team the highest dollar amount. If the prize amounts are the same, the prize awarded will be for the 3/2 rule.
- 9) To be eligible for a prize the team must submit their results on their "Tally Sheet" by 7:00 PM on Wednesday after fishing ceases at the 6:00 PM Deadline. A copy of the "Tally Sheet" must also be sent to the Tournament Director by the same deadline.
- 10) **RESULTS ARE REQUIRED TO BE SUBMITTED BY EVERY TEAM. IF NO RESULTS ARE SUBMITTED, BOTH TEAM MEMBERS WILL NOT BE PAIRED FOR THE NEXT TOURNAMENT!**

Annual Longest Fish Competition

1) Rules:

- a) All submissions for the Annual Longest Fish Competition must be submitted using the form on the KA Club Website or at this [link](#)
- b) Any fish submitted for consideration must be the legal length for the species (as defined by SCDNR) and caught in Lake Keowee by the member submitting the fish between January 1, 2026, and December 31, 2026 (inclusive).
- c) Documentation photographs are required for each entry. For photo requirements, please refer to information at the end of this document on pages 6-8.
- d) A second picture with the member holding the fish is not required but is interesting as a web site photo if you can take and submit such a picture without harming the fish.
- e) Prizes for the largest fish of any species caught this year will be awarded at the next year’s January meeting.

2) Categories and Prizes:

Bass species category → <i>Bass fish that are included in one of the Team Bass Tournaments (described in the previous section), may NOT be considered for this competition.</i>			
The “Bass” category includes the following species in a single category: Largemouth Bass, Spotted Bass, Redeye Bass, and related crossbreeds. The longest 30 fish submitted will receive a prize.			
LONGEST	\$100.00	7 th Place	\$60.00
2 nd Place	\$85.00	8 th Place	\$55.00
3 rd Place	\$80.00	9 th Place	\$50.00
4 th Place	\$75.00	10 th Place	\$45.00
5 th Place	\$70.00	11 th → 20 th	\$40.00
6 th Place	\$65.00	21 st → 30 th	\$35.00

See next page for “Other fish species” prizes

KEOWEE ANGLERS CLUB TOURNAMENTS & COMPETITIONS FOR 2026

Other fish species → NOTE: Only the best fish of any species submitted by an angler will be considered for a prize in that category. However, each angler may qualify for an entry in any number of different species categories. Also, if you catch a game fish that has not already been included in the below listing, please submit the required documentation and a new category will be created. The longest 3 fish in each category will receive a prize.

Prizes for each species

Smallmouth Bass	White Bass	Bluegill/Bream
Perch	Crappie	Catfish
Carp	Trout	Other
1 st → \$30.00	2 nd → \$25.00	3 rd → \$20.00

MEASURING YOUR FISH

HOW-TO DIRECTIONS on measuring and/or submitting a fish photo for consideration of your catch for either the Keowee Anglers Club (KA) Longest Fish Competition or Random-Match Tournaments. If you have questions or concerns regarding this information, please refer them to the current Tournament Director.

The club believes that its requirements for submitting documentation of a catch for consideration are simple. However, entries are denied each year for *incorrectly measuring and/or documenting the fish*. To be considered, the submission photograph must clearly show the following:

1. The entire fish
2. Measure from the mouth to the tail.
3. The mouth of the fish needs to be **CLOSED** and visibly touching the bump on the board
4. Measure in full inches, ½ inches, and ¼ inches (rounded down to the closest quarter of an inch). To do this your measuring device needs to clearly show inch measures with ¼ inch graduations.
5. If the tail does not CLEARLY touch the mark (ROUND DOWN) to the nearest ¼ inch
6. You may pinch the tail or leave it natural
7. The ruler clearly displaying numbers and markings





Illustration 1



1. FRONT against BUMP portion of the measuring device

2. The MOUTH closed

3. The TAIL flattened and pinched together


4. The RULER clearly displaying numbers and markings

5. The ENTIRE FISH

Actual photo submitted

MEASURING FISH LONGER THAN THE RULER

1. Place the bump board against the side of the deck with “inch 0” against the side. (This will help when fish are too large to hit the “bump stop” of the ruler.)
2. Put a tape measure against the end of the first and extend it out beyond the end of the bump board.
3. Insure BOTH measuring devices are flush.
4. Insure BOTH measuring devices are straight
5. Insure that the numbers can be seen and read.



1.1 Place the bump board against the side of the deck with “inch 0” against the side.

1.2 Put a tape measure against the end of the first and extend it beyond the end of the bump board

1.3, 1.4 Insure BOTH measuring devices are flush and straight

1.5 Insure that the numbers can be seen and read